

**INTER-ASSOCIATION COUNCIL OF  
ATHLETIC OFFICIALS**

New Officials Football Class  
Module 4  
Positions & Mechanics Overview

IACAO New Officials Football Class Module 4

1

---

---

---

---

---

---

---

---

**Position Overview**

◎ Upon completing Module 4, the student should:

- Be able to identify all 5 officiating positions
- Have a general understanding of each official's duties and responsibilities
- Understand the basic positioning and responsibilities of each official when using 5, 4, 3, or 2-person crews

IACAO New Officials Football Class Module 4

2

---

---

---

---

---

---

---

---

**Positions**

◎ 5 Person Crew

- Referee (R)
- Umpire (U)
- Linesman (L)
- Line Judge (LJ)
- Back Judge (BJ)

IACAO New Officials Football Class Module 4

3

---

---

---

---

---

---

---

---

### Referee & Umpire

- Referee (the "White Hat")
  - Head official on field
  - Conducts coin flip
  - Signals and enforces penalties
  - Normally positioned in offensive backfield
- Umpire (works "the pits")
  - Handles ball
  - Walks off penalties
  - Works with offensive & defensive lines
  - Normally positioned just behind defensive line

IACAO New Officials Football Class Module 4

4

---

---

---

---

---

---

---

---

### Wings & Back Judge

- Linesman & Line Judge (the "Wings")
  - Linesman has chains & chain crew
  - Both have sideline and bench area responsibilities
  - Both normally start on respective sideline
- Back Judge
  - Key role in passing game / long runs
  - Normally positioned in defensive backfield

IACAO New Officials Football Class Module 4

5

---

---

---

---

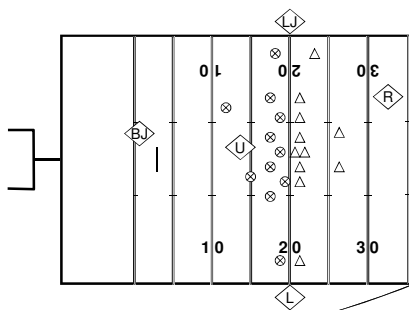
---

---

---

---

### 5-Person Crew Basic Positions



IACAO New Officials Football Class Module 4

6

---

---

---

---

---

---

---

---

### Using Less than 5 Officials

- All duties & responsibilities of a 5-person crew need to be addressed.
- This requires crews of less than 5 officials to double and sometimes triple up on those duties and responsibilities.

IACAO New Officials Football Class Module 4

7

---

---

---

---

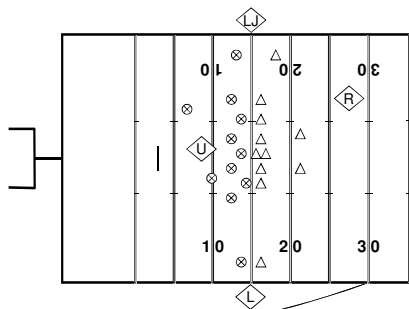
---

---

---

---

### 4-Person Crew Basic Positions



IACAO New Officials Football Class Module 4

8

---

---

---

---

---

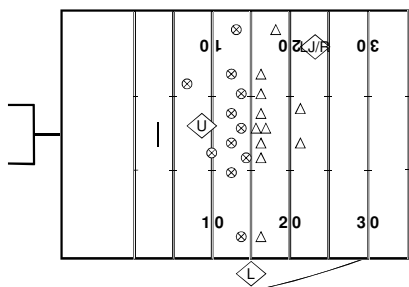
---

---

---

### 3-Person Crew Basic Positions

(1st option)



IACAO New Officials Football Class Module 4

9

---

---

---

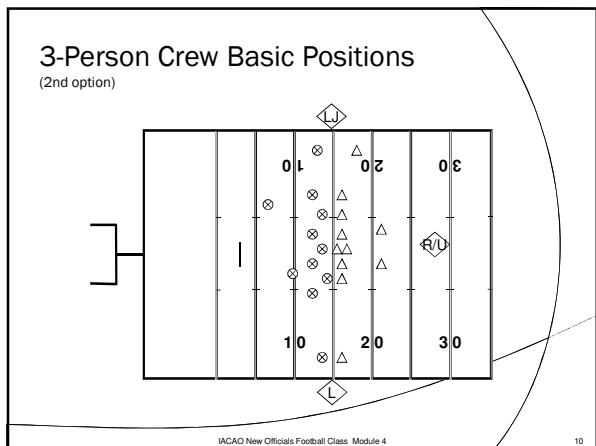
---

---

---

---

---



---

---

---

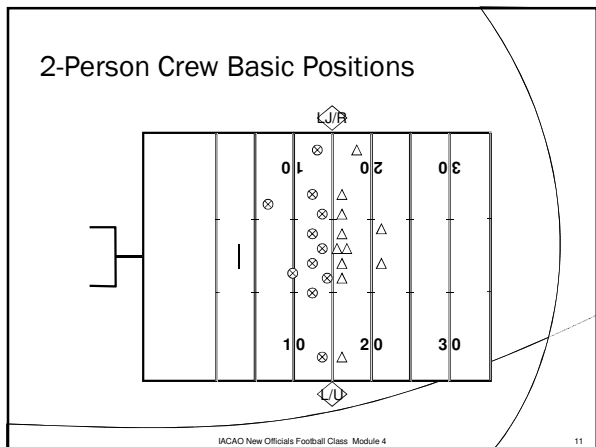
---

---

---

---

---



---

---

---

---

---

---

---

---

### Review

- Which official is the head official on the field?
- Which official works with the chain crew?
- Which official is mainly responsible for the ball?

IACAO New Officials Football Class Module 4 12

---

---

---

---

---

---

---

---

### Review

What are the names of the two officiating positions indicated by "X?" & "Y?" in the diagram to the right?

The diagram shows a football field with yard lines from 0 to 30 on both sides of the 50-yard line. Officiating positions are marked with symbols: 'X?' at the top center, 'Y?' at the 10-yard line on the left, 'L' at the bottom center, and 'R' at the 30-yard line on the right. A bracket on the left side of the diagram points to the 'X?' and 'Y?' positions.

IACAO New Officials Football Class Module 4 13

---

---

---

---

---

---

---

---

### Review

What is the name of the officiating position indicated by "X?" in the diagram to the right?

The diagram shows a football field with yard lines from 0 to 30 on both sides of the 50-yard line. Officiating positions are marked with symbols: 'L' at the top center, 'X?' at the 30-yard line on the right, and 'L' at the bottom center. A bracket on the left side of the diagram points to the 'X?' position.

IACAO New Officials Football Class Module 4 14

---

---

---

---

---

---

---

---

## Module 4

- Questions?

New Officials Football Class  
Module 4  
Positions & Mechanics Overview

IACAO New Officials Football Class Module 4 15

---

---

---

---

---

---

---

---